
Discovery Intercepts 124 g/t AgEq over 96m and 126 g/t over 77 m in Feasibility Study Drilling at Cordero

November 21, 2022, Toronto, Ontario - Discovery Silver Corp. (TSX-V: DSV, OTCQX: DSVSF) (“Discovery” or the “Company”) is pleased to announce results from the first 15 Feasibility Study drill holes on its flagship Cordero silver project (“Cordero” or “the Project”) located in Chihuahua State, Mexico. These holes consisted of upgrade and expansion drilling of the proposed open pit and were drilled subsequent to the data cut-off date for the Pre-Feasibility Study (“PFS”). The Pre-Feasibility Study is progressing well and remains on track to be delivered in early 2023.

Highlight intercepts from this current set of drill holes include:

- **77 m averaging 126 g/t AgEq¹** (46 g/t Ag, 0.08 g/t Au, 0.7% Pb and 1.4% Zn) from 218 m and **22 m averaging 265 g/t AgEq¹** (83 g/t Ag, 0.10 g/t Au, 1.8% Pb and 3.2% Zn) from 374 m in hole C22-656.
- **96 m averaging 124 g/t AgEq¹** (33 g/t Ag, 0.03 g/t Au, 0.7% Pb and 1.8% Zn) from 464 m including **36 m averaging 190 g/t AgEq¹** (44 g/t Ag, 0.04 g/t Au, 0.9% Pb and 3.1% Zn) in hole C22-654.
- **43 m averaging 179 g/t AgEq¹** (62 g/t Ag, 0.11 g/t Au, 1.4% Pb and 1.7% Zn) from 228 m in hole C22-648.
- **52 m averaging 139 g/t AgEq¹** (49 g/t Ag, 0.07 g/t Au, 0.8% Pb and 1.7% Zn) from 224 m in hole C22-653.

Tony Makuch, Interim CEO, states: *“Results from our first set of drill holes to increase the confidence level of the resource model continues to demonstrate the excellent continuity of mineralization within the open pit at Cordero and supports the mineral resource estimation. Drilling on the margins of the pit also outlines the opportunity to expand the size of the pit laterally and at depth as we proactively target value-creation opportunities.*

Meanwhile we continue to make excellent progress on our Pre-Feasibility Study. Geotechnical evaluation work has confirmed favourable ground conditions of the proposed locations of key infrastructure, including the rock storage facility and the tailings storage facility. Mine design has been focused on the optimisation of mine phasing including targeting a reduction in the volume of pre-strip during the development period. The process design has been improved and incorporates a conventional flowsheet with silver production and operating costs expected to benefit from better metallurgical recoveries and mill throughput rates that are approximately 25% higher than what was assumed in the PEA. Other scope areas are progressing well and we remain on schedule to deliver this major milestone in early 2023.”

DRILL RESULTS:

This initial set of Feasibility Study drill holes was focused on two key areas: 1) further upgrading the resource classification within the PEA pit and 2) expanding and upgrading resource blocks between the PEA pit and the Resource constraining pit shells. Detailed drill highlights from the holes in this release are provided in the tables below. Supporting maps and sections, drill hole locations and full assay results can be found at the following link: [Plan map, sections & assays](#)

A PDF of this release with supporting maps and sections included as appendices can be found at the following link: [Press release with plan map & sections](#)

In the South Corridor, hole C22-654 intercepted 95.7 m of 124 g/t AgEq¹ on the margins of the PEA pit and at a vertical depth of approximately 450 m. Hole C22-656, drilled to upgrade the resource in the central part of the South Corridor, returned a number of strong intervals including 77.1 m of 126 g/t AgEq¹ from 131.1 m and 21.7 m of 265 g/t AgEq¹ from 374.3 m.

In the North Corridor, hole C22-648 intercepted 27.4 m of 86 g/t AgEq¹ from 166.2 m and 42.6 m of 179 g/t AgEq¹ from 228.3 m, confirming the continuity of higher-grade mineralization within the core of the PEA pit. Hole C22-647, drilled to improve the data density on the western edge of the pit, returned 25.6 m of 99 g/t AgEq¹ from 174.1 m and 18.7m of 147 g/t AgEq¹ from 264.8 m. Both intervals were outside of the PEA pit limit demonstrating the potential to laterally expand future pit extents.

Detailed drill highlights from the initial feasibility study drill holes are provided in the table below:

| Hole ID | From (m) | To (m) | Width (m) | Ag (g/t) | Au (g/t) | Pb (%) | Zn (%) | AgEq ¹ (g/t) |
|----------------|----------|--------|-----------|----------|----------|--------|--------|-------------------------|
| C22-646 | 189.0 | 235.8 | 46.8 | 28 | 0.06 | 0.2 | 1.2 | 84 |
| <i>and</i> | 271.6 | 299.7 | 28.1 | 17 | 0.02 | 0.2 | 2.6 | 124 |
| C22-647 | 174.1 | 199.7 | 25.6 | 32 | 0.05 | 0.6 | 1.2 | 99 |
| <i>and</i> | 264.8 | 283.5 | 18.7 | 48 | 0.12 | 0.8 | 1.7 | 147 |
| C22-648 | 166.2 | 193.5 | 27.4 | 38 | 0.05 | 0.7 | 0.6 | 86 |
| <i>and</i> | 228.3 | 270.9 | 42.6 | 62 | 0.11 | 1.4 | 1.7 | 179 |
| C22-649 | 412.0 | 460.2 | 48.2 | 24 | 0.04 | 0.3 | 1.3 | 85 |
| <i>and</i> | 730.9 | 802.5 | 71.6 | 33 | 0.04 | 0.6 | 1.1 | 97 |
| <i>and</i> | 812.0 | 837.9 | 25.9 | 21 | 0.15 | 0.5 | 3.9 | 195 |
| C22-651 | 276.2 | 305.3 | 29.1 | 65 | 0.04 | 1.0 | 1.6 | 158 |
| <i>and</i> | 405.3 | 435.5 | 30.3 | 50 | 0.02 | 0.8 | 0.9 | 110 |
| C22-652 | 231.7 | 357.5 | 125.8 | 17 | 0.10 | 0.3 | 1.0 | 68 |
| <i>and</i> | 272.6 | 296.0 | 23.4 | 27 | 0.07 | 0.5 | 1.4 | 101 |
| C22-653 | 42.0 | 107.1 | 65.1 | 46 | 0.10 | 0.1 | 0.3 | 70 |
| <i>and</i> | 224.3 | 276.0 | 51.7 | 49 | 0.07 | 0.8 | 1.7 | 139 |

| Hole ID | From (m) | To (m) | Width (m) | Ag (g/t) | Au (g/t) | Pb (%) | Zn (%) | AgEq ¹ (g/t) |
|----------------|----------|--------|-----------|----------|----------|--------|--------|-------------------------|
| C22-654 | 188.9 | 217.4 | 28.5 | 38 | 0.05 | 0.7 | 1.2 | 109 |
| and | 300.4 | 322.7 | 22.3 | 27 | 0.13 | 0.3 | 1.5 | 103 |
| and | 464.3 | 560.1 | 95.7 | 33 | 0.03 | 0.7 | 1.8 | 124 |
| including | 464.3 | 500.4 | 36.1 | 44 | 0.04 | 0.9 | 3.1 | 190 |
| C22-656 | 131.1 | 194.7 | 63.6 | 20 | 0.05 | 0.3 | 0.9 | 66 |
| and | 218.2 | 295.3 | 77.1 | 46 | 0.08 | 0.7 | 1.4 | 126 |
| and | 374.3 | 396.0 | 21.7 | 83 | 0.10 | 1.8 | 3.2 | 265 |
| C22-657 | 0.0 | 53.4 | 53.4 | 57 | 0.09 | 0.2 | 0.2 | 76 |

¹All results in this news release are rounded. Assays are uncut and undiluted. Widths are drilled widths, not true widths, as a full interpretation of the actual orientation of mineralization is not complete. As a guideline, intervals with disseminated mineralization were chosen based on a 25 g/t AgEq cutoff with no more than 10 m of dilution. AgEq calculations are used as the basis for total metal content calculations given Ag is the dominant metal constituent as a percentage of AgEq value in approximately 70% of the Company's mineralized intercepts. AgEq calculations for reported drill results are based on USD \$22.00/oz Ag, \$1,600/oz Au, \$1.00/lb Pb, \$1.20/lb Zn. The calculations assume 100% metallurgical recovery and are indicative of gross in-situ metal value at the indicated metal prices. Refer to Technical Notes below for metallurgical recoveries assumed in the 2021 PEA completed on Cordero.

DRILL PROGRAM UPDATE:

The Company has now completed approximately 17,000 m (52 holes) as part of its Feasibility Study drill program. Feasibility study drilling will consist of engineering drilling, resource upgrade drilling and drilling targeting the expansion of the PFS open pit. The total metres to be drilled in the feasibility study drill program will be finalised following the completion of the PFS scheduled for early 2023. Total metres supporting the PFS is summarized below:

| Drill Program | Period | Drill Metres | Drill Holes |
|----------------------------|-------------|------------------|-------------|
| Historic | 2009 – 2017 | 132,000 m | 292 |
| Discovery Silver – Phase 1 | 2019 – 2021 | 92,000 m | 225 |
| Discovery Silver – Phase 2 | 2021 – 2022 | 69,000 m | 218 |
| TOTAL | | 293,000 m | 735 |

About Discovery

Discovery's flagship project is its 100%-owned Cordero project, one of the world's largest silver deposits. The PEA completed in November 2021 demonstrates that Cordero has the potential to be developed into a highly capital efficient mine that offers the combination of margin, size and scalability. Cordero is located close to infrastructure in a prolific mining belt in Chihuahua State, Mexico. Continued exploration and project development at Cordero is supported by a strong balance sheet with cash of approximately C\$55 million.

On Behalf of the Board of Directors,
Tony Makuch, P.Eng
Interim CEO

For further information contact:

Forbes Gemmell, CFA

VP Corporate Development

Phone: 416-613-9410

Email: forbes.gemmell@discoverysilver.com

Website: www.discoverysilver.com

Sample analysis and QA/QC Program

The true width of the veins is estimated to be approximately 70% of the drilled width. Assays are uncut except where indicated. All core assays are from HQ drill core unless stated otherwise. Drill core is logged and sampled in a secure core storage facility located at the project site 40km north of the city of Parral. Core samples from the program are cut in half, using a diamond cutting saw, and are sent to ALS Geochemistry-Mexico for preparation in Chihuahua City, Mexico, and subsequently pulps are sent to ALS Vancouver, Canada, which is an accredited mineral analysis laboratory, for analysis. All samples are prepared using a method whereby the entire sample is crushed to 70% passing -2mm, a split of 250g is taken and pulverized to better than 85% passing 75 microns. Samples are analyzed for gold using standard Fire Assay-AAS techniques (Au-AA24) from a 50g pulp. Over limits are analyzed by fire assay and gravimetric finish. Samples are also analyzed using thirty three-element inductively coupled plasma method ("ME-ICP61"). Over limit sample values are re-assayed for: (1) values of zinc > 1%; (2) values of lead > 1%; and (3) values of silver > 100 g/t. Samples are re-assayed using the ME-OG62 (high-grade material ICP-AES) analytical package. For values of silver greater than 1,500 g/t, samples are re-assayed using the Ag-CON01 analytical method, a standard 30 g fire assay with gravimetric finish. Certified standards and blanks are routinely inserted into all sample shipments to ensure integrity of the assay process. Selected samples are chosen for duplicate assay from the coarse reject and pulps of the original sample. No QAQC issues were noted with the results reported herein.

Qualified Person

Gernot Wober, P.Geo, VP Exploration, Discovery Silver Corp., is the Company's designated Qualified Person for this news release within the meaning of National Instrument 43-101 Standards of Disclosure for Mineral Projects ("NI 43-101") and has reviewed and validated that the information contained in this news release is accurate.

TECHNICAL NOTES & FORWARD-LOOKING STATEMENTS:

The most recent technical report for the Cordero Project is the 2021 Preliminary Economic Assessment (PEA). The PEA was completed by Ausenco Engineering Canada Inc. with support from AGP Mining Consultants Inc. and Knight Piésold and Co. (USA). The full technical report supporting the PEA is available on Discovery's website and on SEDAR under Discovery Silver Corp.

The PEA assumed average life-of-mine recovery assumptions for sulphide material of 84% for Ag, 19% for Au, 86% for Pb and 85% for Zn. The PEA assumed oxide recovery assumptions of 56% for Ag and 63% for Au for crushed feed and 36% for Ag and 35% for Au for uncrushed ROM feed.







Neither TSX Venture Exchange nor its Regulation Services Provider (as that term is defined in policies of the TSX Venture Exchange) accepts responsibility for the adequacy or accuracy of this release.

This news release is not for distribution to United States newswire services or for dissemination in the United States.

This news release does not constitute an offer to sell or a solicitation of an offer to buy nor shall there be any sale of any of the securities in any jurisdiction in which such offer, solicitation or sale would be unlawful, including any of the securities in the United States of America. The securities have not been and will not be registered under the United States Securities Act of 1933, as amended (the "1933 Act") or any state securities laws and may not be offered or sold within the United States or to, or for account or benefit of, U.S. Persons (as defined in Regulation S under the 1933 Act) unless registered under the 1933 Act and applicable state securities laws, or an exemption from such registration requirements is available.

Cautionary Note Regarding Forward-Looking Statements

This news release may include forward-looking statements that are subject to inherent risks and uncertainties. All statements within this news release, other than statements of historical fact, are to be considered forward looking statements. Forward-looking statements including, but not limited to Discovery's future plans and objectives regarding the Cordero Project and the prospect of further discoveries there, which constitute forward looking information that involve various risks and uncertainties. Although Discovery believes the expectations expressed in such forward-looking statements are based on reasonable assumptions, such statements are not guarantees of future performance and actual results or developments may differ materially from those described in forward-looking statements. Factors that could cause actual results to differ materially from those described in forward-looking statements include fluctuations in market prices, including metal prices, continued availability of capital and financing, and general economic, market or business conditions. There can be no assurances that such statements will prove accurate and, therefore, readers are advised to rely on their own evaluation of such uncertainties. Discovery does not assume any obligation to update any forward-looking statements except as required under applicable laws.

-  Mine workings
- Discovery Drillholes**
-  Assays current release
-  Pending release
-  Assays previously released
-  PEA Pit
-  Vein Trend

